









































2012 ROLEX MIAMI OCR
Stage One - Group Round Robin Results

25-Jan-2012 16:30

		Tunncliffe - USA	Barkow - USA	Skudina - RUS	Souter - AUS	Lehtinen - FIN	Gonçalves - POR	Senfft - BRA	Hahlbrock - GER	Dekleva Paoli - SLO	Wang - CHN	Decnop - BRA	Gordon - CAN	Penalty Points	Races sailed	Total points	Win %	Group Position
Group A																		
Tunncliffe - USA			0	0	1	0	1	0	1	1	1	1	1		11	7	64%	4
Barkow - USA		1		1	1	1	0	1	1	1	1	1	1		11	10	91%	1
Skudina - RUS		1	0		1	0	1	1	1	1	0	1	1		11	8	73%	3
Souter - AUS		0	0	0		0	1	1	1	0	1	1	1		11	6	55%	5
Lehtinen - FIN		1	0	1	1		0	1	1	1	1	1	1		11	9	82%	2
Gonçalves - POR		0	1	0	0	1		0	0	1	0	0	1		11	4	36%	9
Senfft - BRA		1	0	0	0	0	1		0	1	1	0	1		11	5	45%	8
Hahlbrock - GER		0	0	0	0	0	1	1		1	1	0	1		11	5	45%	7
Dekleva Paoli - SLO		0	0	0	1	0	0	0	0		1	0	1		11	3	27%	10
Wang - CHN		0	0	1	0	0	1	0	0	0		0	1		11	3	27%	11
Decnop - BRA		0	0	0	0	0	1	1	1	1	1		1		11	6	55%	6
Gordon - CAN		0	0	0	0	0	0	0	0	0	0	0			11	0	0%	12

		Leroy - FRA	Macgregor - GBR	Groeneveld - NED	Echegoyen - ESP	Tulloch - USA	Bossard - FRA	Mulder - NED	Price - AUS	Kjellberg - SWE	Roble - USA	Silva - ARG	Ferris-Choat - CAN	Penalty Points	Races sailed	Total points	Win %	Group Position
Group B																		
Leroy - FRA					0	1	1	0	0	1	1	1	1		9	6	67%	
Macgregor - GBR					0	0	0		1	1	1	1	1		8	5	63%	
Groeneveld - NED						1	1	0	0	1	0	1	1		8	5	63%	
Echegoyen - ESP		1	1			1	0	0	1	0		1	1		9	6	67%	
Tulloch - USA		0	1	0	0		1	0	0	1	1	1	0	-1	11	4	36%	
Bossard - FRA		0	1	0	1	0			1	1	0	1			9	5	56%	
Mulder - NED		1		1	1	1			0	0	1	1	1		9	7	78%	
Price - AUS		1	0	1	0	1	0	1		1	1		1		10	7	70%	
Kjellberg - SWE		0	0	0	1	0	0	1	0		1		0		10	3	30%	
Roble - USA		0	0	1		0	1	0	0	0		1	1		10	4	40%	
Silva - ARG		0	0	0	0	0	0	0			0		1		9	1	11%	
Ferris-Choat - CAN		0	0	0	0	1		0	0	1	0	0			10	2	20%	